

***SPRINT***®

***BOOSTER***

***POWER CONVERTER***

| ***SELECTABLE PROGRAMMING*** |

# Introduction

Welcome Future Sprint Booster Dealer!

Since the inception of drive-by-wire technology, drivers have been disappointed with the inherent throttle delay associated with the system. This is why Boulekos Dynamic developed Sprint Booster in 2004 and in eight successful years and more than 200,000 units worldwide have been sold. Sprint Booster has been awarded the coveted 2010 SEMA Show “Best New Performance Street Product”, having been chosen over 1228 other entries as well as 9 global media awards.

Sprint Booster is an entirely new product that is environmentally correct. After installation there is absolutely no change in factory emissions and it is fully certified having obtained the demanding, German TUV approval for gas, diesel and hybrid vehicles.

We know you will find Sprint Booster to be a profitable addition to your business. We would also like to announce a new pricing schedule for our selectable Sprint Booster product lineup. Effective November 1<sup>st</sup> 2012. Should you have any questions or require additional support, please feel free to contact me, Tommy Barnes at [Tommy@sprintboosterusa.com](mailto:Tommy@sprintboosterusa.com) directly or our staff at [info@sprintboosterusa.com](mailto:info@sprintboosterusa.com). We will be pleased to assist you at any time.

Best wishes in your continued success and future business endeavours!

Tommy Barnes  
Brand Manager  
(410)-590-3890

# **SPRINT**<sup>®</sup>

## **BOOSTER**

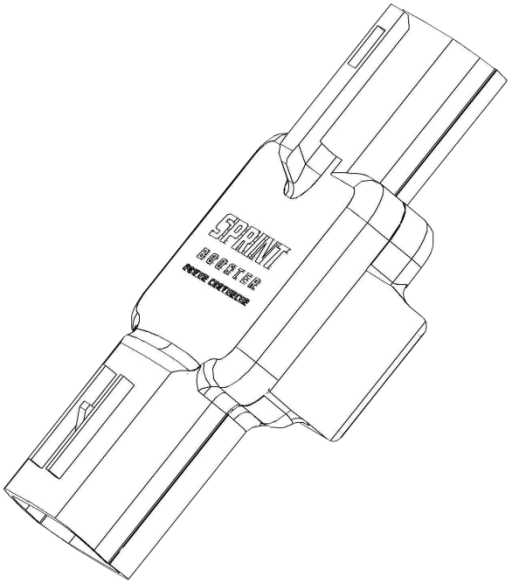
**POWER CONVERTER**

**SELECTABLE PROGRAMMING**

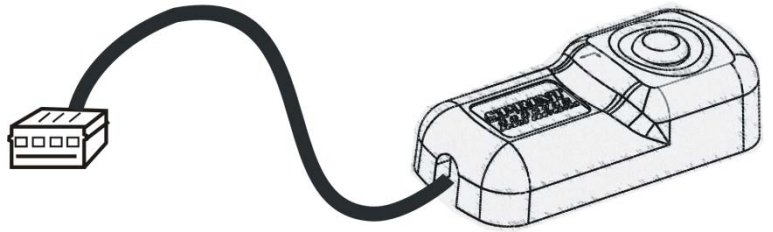


**SELECTABLE PROGRAMMING**


# CONTENTS OF THE BOX




**SPRINT BOOSTER**



**SWITCH**



**User's Guide**



**Double sided tape**



**Tie wrap**

# CONTENTS OF THE BOX



SELECTABLE PROGRAMMING



# Installation




SELECTABLE PROGRAMMING

## Installation

Sprint Booster is a plug n play device and now comes with a plug n' play switch. The ability to quickly install it in your customers car has been retained.

Even though the switch is included, it is not necessary for it to be connected at all times for the unit to work. When the customer connects the switch, chooses their setting and removes the switch, the unit will continue to function on the selected setting.

In order to connect the switch, simply plug the switch's terminal in the white socket of the Sprint Booster.



SELECTABLE PROGRAMMING

## Installation

After installing the Sprint Booster, place the switch anywhere on the dashboard using the supplied double sided tape. Use the tie wrap to secure the spare wire so it won't interfere with the driver's foot or the motion of the pedals.



SELECTABLE PROGRAMMING



## Switch



Led Button


The switch has been designed so the customer can easily attach it on their car's dashboard without having to drill any holes. The switch has also been kept small in its dimensions to retain the aesthetics of their dash.

## FUNCTION

With the switch connected, the customer will be able to choose between 3 acceleration programs (2 + factory settings) by pressing the led button




No light



Factory settings:  
Sprint Booster is  
inactive




Green  
Light



Acceleration program 1:  
Improved response  
Moderate driving



Red  
Light



Acceleration program 2:  
Improved response –  
Aggressive driving

The default program of the Sprint Booster is Acceleration Program 2. That means that once the Sprint Booster is installed the Acceleration Program 2 will be active.

## FUNCTION



DEFAULT MODE : Acceleration program 2

By pressing the led button once, the next mode is the factory setting (no light) and if the button is pressed once more it turns into Acceleration Program 1 (green light). Pressing it once again will return it to Acceleration Program 2.

The switch can be installed or removed at any time the customer wishes. The Sprint Booster will retain the last setting. This gives the customer the ability to connect the switch, change the program and then remove the switch.

## FUNCTION



The programs can be changed on-the-fly so the driver has the ability to switch between the different programs while driving.

We strongly recommend never changing programs when the accelerator pedal is depressed. Switching between different programs may be done while driving but for safety reasons should only be done while the car is at rest, as the behavior of the accelerator pedal will be instantly changed.



## WHAT'S NEW



Switch's socket



Switch



EC type approval  
(TUV) number  
printed on each  
part.


SELECTABLE PROGRAMMING

## WHAT'S NEW



### BRAND NEW BOX.

- New design
- Better quality
- TUV logo printed
- Serial number sticker.



### CASE FOR DEVICE & SWITCH

SELECTABLE PROGRAMMING

# PROMOTION

SPRINT BOOSTER is entering a new phase . This requires strong promotion focusing on the features and advantages of the new version :

## **Selectable programming**

Easy installation of the plug-n-play switch

Different acceleration programs.

Compact size /design

Device will work with or without the switch connected.

No additional power is required for the switch

## **Quality**

Tested by TUV SUD – EC Type approval e24031712

3 Year warranty

## **Innovation**

- International patent

## **Availability**

- 200+ applications available

# PROMOTION

## Test Drive / Money Back Guarantee

The most successful way to promote the Sprint Booster has been to provide the customer a chance to test the product before they purchase it.

**Test drives** in customer's personal car has been proven to be the best way to give the customer confidence in the product and allows them to see their car transformed within minutes.

Now with the use of the switch the customer can experience the difference during the test drive by switching back to stock with the press of a button.

**Money back guarantee** is another tool to make customers test and finally purchase the Sprint Booster. This gives the customer the trust that we stand behind every unit sold.

**Always remember : The driver who tests a SPRINT BOOSTER becomes a customer.**



# Advertising

## Website and Magazine advertising

Website and magazine ads are necessary to keep the product and the brand name active in the customer's mind as well as to communicate the new features. With the arrival of the new version it is very important to communicate through your website, forums and magazines to emphasize the additional features and advantages of the new version.

For the new version there is advertising material available necessary for the launch of the product:

- Selectable programming logo
- Magazine ads
- Postcards
- Mini Catalogs
- Pictures
- TUV logo

These materials are included with every dealer package..

## Switch Warning



The switch **is not universal**. Each switch is designed to work with supplied Sprint Booster and may not work if you connect it to another part number.

For this reason we strongly recommend you do not remove the switch from the box to replace a missing or damaged switch. Please contact your distributor for replacement switches.

## Warranty Policy

With the addition of individual serial numbers on each Sprint Booster will provide the ability to get a clear picture of the date of construction, batch, and date of sale of each unit.

This allows us to control warranty issues and eliminate cases returns after the warranty period has expired.

### **For 2012 , our warranty policy will be as follows:**

We will only replace or credit the faulty units upon receiving the faulty unit for inspection.

We will not accept returns for old stock or faulty devices stored for longer than the warranty period.

All returned devices should have a tag describing the exact issue. Devices that function correctly will not be replaced (80% of the returned units in the past were working perfectly)

We advise you double check each device before it is marked as faulty as most cases have been improper installation.

**SPRINT**®

**BOOSTER**

**POWER CONVERTER**

| **SELECTABLE PROGRAMMING** |