

HUSKY LINERS®


weatherBEATER

CARE AND USE INSTRUCTIONS

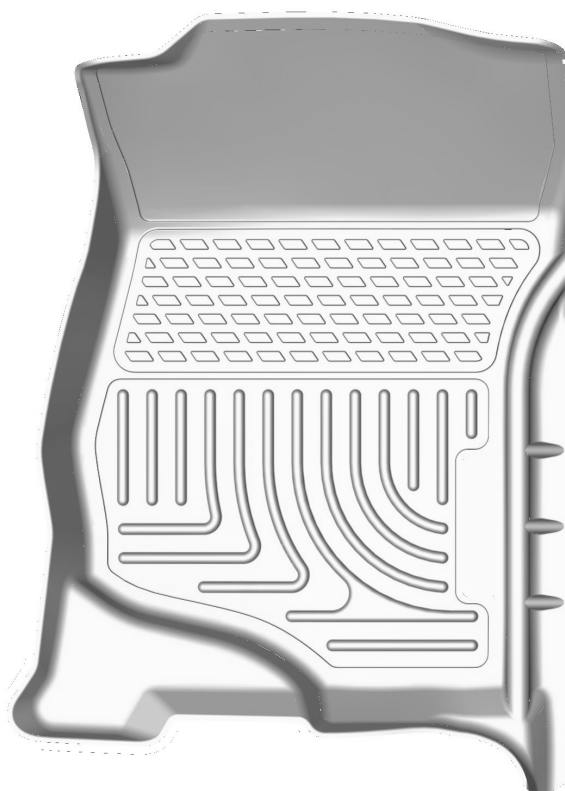
Thank you for selecting a WeatherBeater® Floor Liner from Winfield Consumer Products. Your new front floor liners are custom molded to fit your Chevrolet Silverado/GMC Sierra Extended Cab truck. The liners are made to take the place of your factory floor mats. **For correct fit, it is necessary to remove the factory floor mats before installing your new floor liners.** However, do not remove the factory-installed carpeting.

Your liners are made from an engineering resin that is lightweight and extremely tough and durable. The easiest way to clean your liners is with a damp cloth or sponge. If using a cleaner, 409® or Glass Plus® work well. Use of Armor All®, Son-of-a-Gun® or similar items is discouraged as these products make the liners slick.

INSTALLATION INSTRUCTIONS FOR YOUR CHEVROLET SILVERADO & GMC SIERRA EXTENDED CAB TRUCK FRONT FLOOR LINERS



LEFT OR DRIVER'S SIDE



RIGHT OR PASSENGER'S SIDE

TO EASE INSTALLATION OF YOUR NEW FRONT LINERS, MOVE BOTH FRONT ROW SEATS TO THEIR MOST REARWARD POSITION. ONCE YOU HAVE INSTALLED YOUR LINERS, REPOSITION THE SEATS AS DESIRED.

HUSKY LINERS®


weatherBEATER

CARE AND USE INSTRUCTIONS

Thank you for selecting a WeatherBeater® Floor Liner from Winfield Consumer Products. Your new rear floor liner is custom molded to fit your Chevrolet Silverado/GMC Sierra Extended Cab truck. The liner is made to take the place of your factory floor mats. **For correct fit, it is necessary to remove the factory floor mats before installing your new floor liners.** However, do not remove the factory-installed carpeting.

Your liner is made from an engineering resin that is lightweight and extremely tough and durable. The easiest way to clean your liner is with a damp cloth or sponge. If using a cleaner, 409® or Glass Plus® work well. Use of Armor All®, Son-of-a-Gun® or similar items is discouraged as these products make the liner slick.

INSTALLATION INSTRUCTIONS FOR YOUR CHEVROLET SILVERADO & GMC SIERRA EXTENDED CAB TRUCK 2ND SEAT FLOOR LINERS



TO EASE INSTALLATION OF YOUR SILVERADO/SIERRA EXTENDED CAB TRUCK SECOND SEAT LINER, MOVE BOTH FRONT ROW SEATS TO THEIR MOST FORWARD POSITION. WITH THIS DONE, INSTALL YOUR LINER, POSITIONING IT AS SHOWN IN THE IMAGE ABOVE. ONCE THE LINER IS INSTALLED, REPOSITION THE FRONT SEATS AS DESIRED.

IF YOUR TRUCK HAS A REAR SEAT CUP HOLDER ATTACHED TO THE CENTER SECTION OF THE FRONT ROW BENCH SEATS, YOU WILL NEED TO TRIM YOUR LINER TO FIT AROUND THIS FEATURE AS SHOWN ABOVE. TO TRIM, USE A UTILITY KNIFE OR HEAVY SHEARS AND FOLLOW THE MOLDED IN TRIM GROOVE. IF YOU ARE UNSURE IF YOU NEED TO TRIM, TEST FIT YOUR PART IN YOUR VEHICLE FIRST.